

Course evaluation report - CEQ, FMSN60

Basic facts

Course name	Financial Statistics	
Course code	FMSN60	
ECTS credits	7.5 hp	Study hours according to the curricula
Year	202425	Lectures 30 h
Study period the course was finished	HT_LP2	Group work 12 h
Programme	all	Laboratories 16 h
Registrated students	33	Time with supervisor 1 h
Number answers and response rate	7 / 21 %	Self study time 135 h
Number answers from males	4	
Number answers from females	1	

Since less than 20 students have answered the questionnaire no statistical significance tests have been made.

Summary of questionnaires

The CEQ-score span between -100 och +100, there -100 means that "I fully disagree to the statement" and +100 "I fully agree to the statement".

Presence at teaching

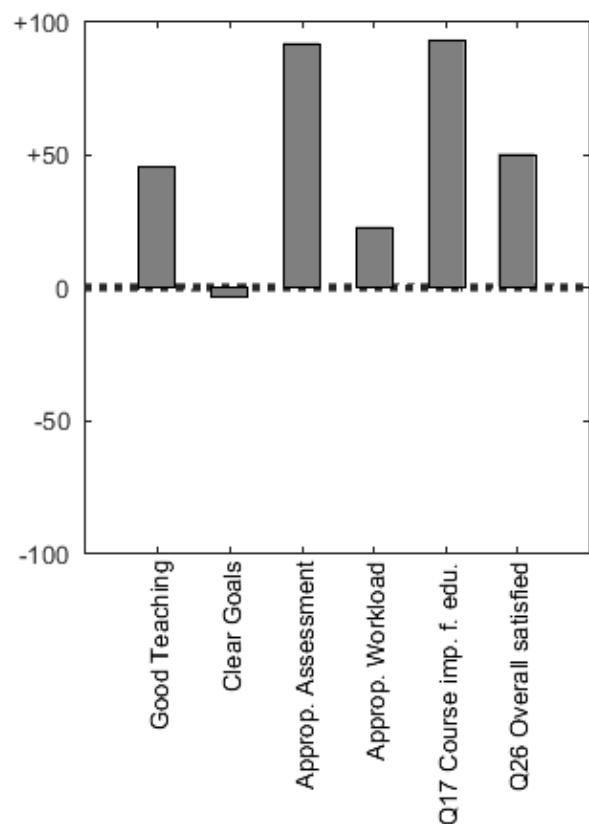
Part of teaching	Number	Share
0 %	0	0 %
20 %	0	0 %
40 %	0	0 %
60 %	2	29 %
80 %	1	14 %
100 %	3	43 %

CEQ-scales & special questions

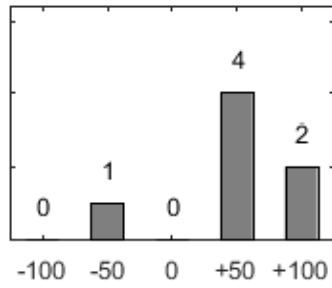
Scale	CEQ-score	StdDev
Good Teaching	+45	46
Clear Goals and Standards	-4	58
Appropriate Assessment	+92	15
Appropriate Workload	+23	54
Generic Skills	+57	25

Special questions

The course seems important for my edu.	+93	19
Overall, I am satisfied with this course	+50	50



Distribution of the answers from question 26: "Overall, I am satisfied with this course"

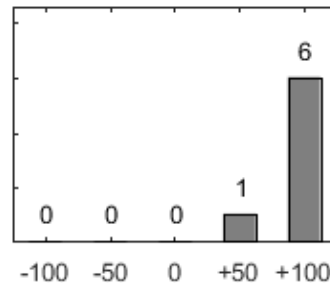


CEQ-score mark Number Share

Dissatisfied (<0)	1	14 %
Neutral (0)	0	0 %
Satisfied (>0)	6	86 %
No answer	0	0 %

Mean of CEQ-score +50
Standard deviation (StdDev) 50

Distribution of the answers from question 17: "The course seems important for my education"



CEQ-score mark Number Share

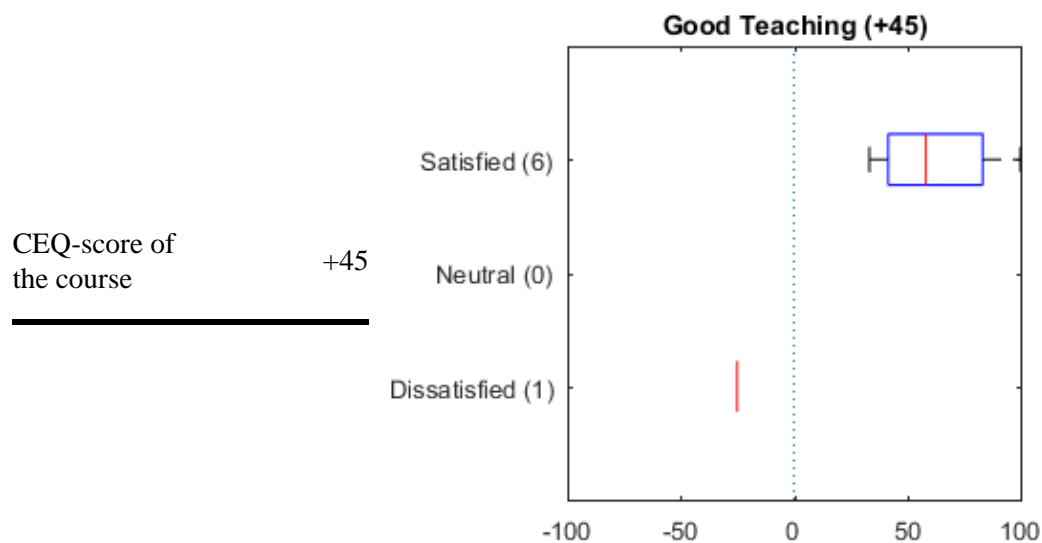
-100	0	0 %
-50	0	0 %
+0	0	0 %
+50	1	14 %
+100	6	86 %

Mean of CEQ-score +93
Standard deviation (StdDev) 19

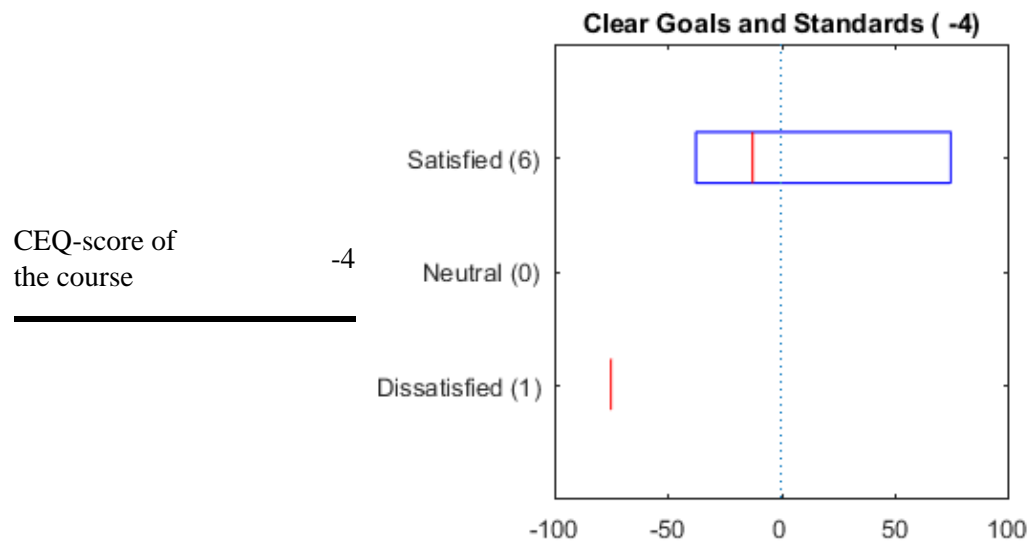
Summary scales divided on satisfaction

Statistical examination has not been done due to at least two groups consist of less than five students

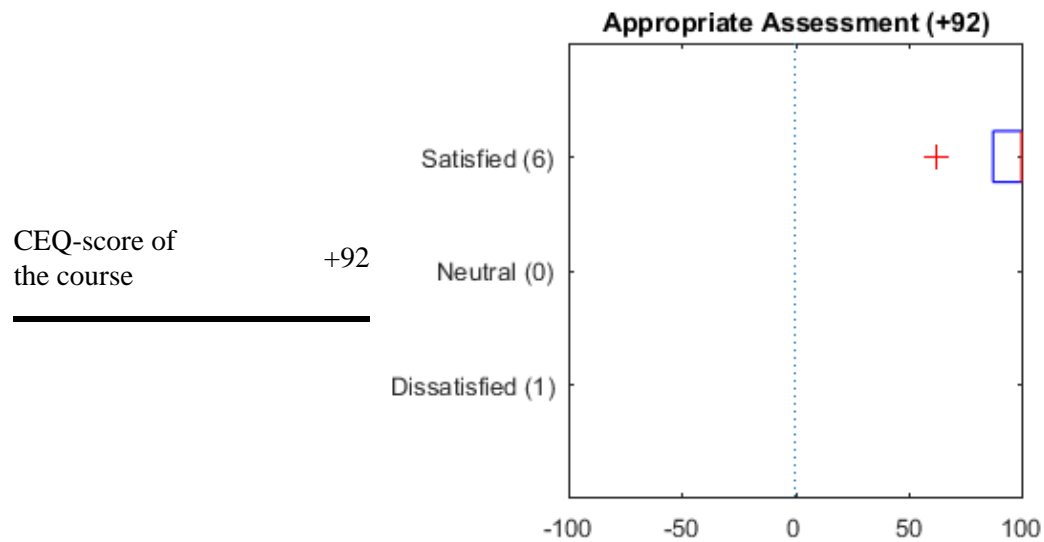
Good Teaching



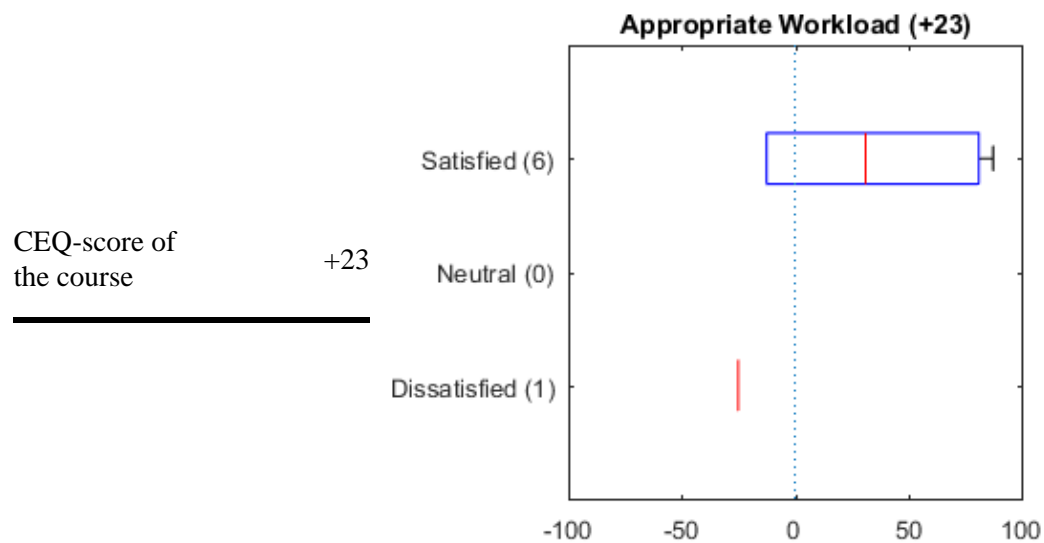
Clear Goals and Standards



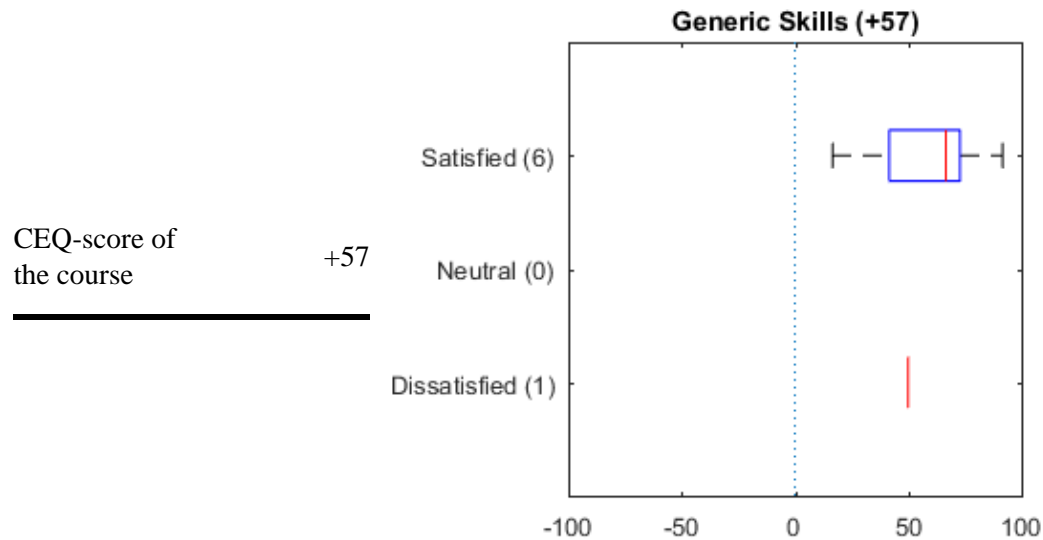
Appropriate Assessment



Appropriate Workload



Generic Skills



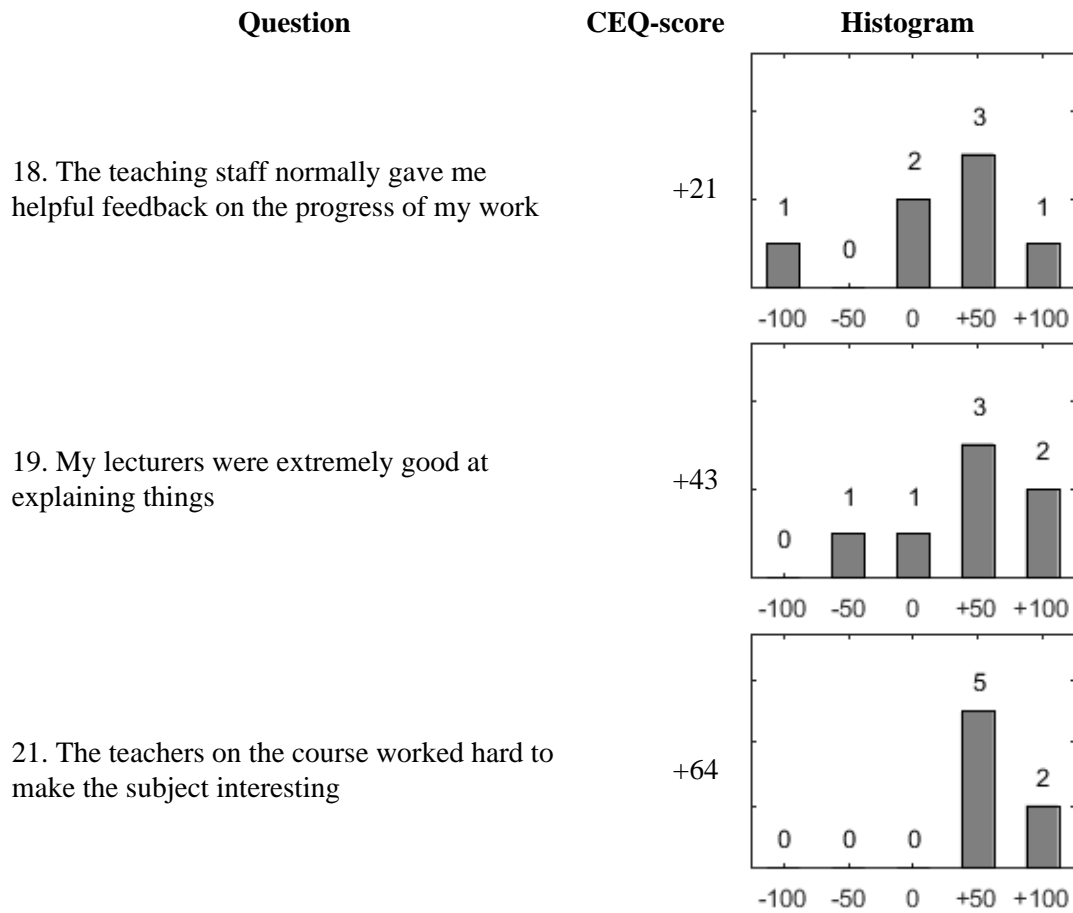
Answers to each question

The questions in bold are reverse positive.

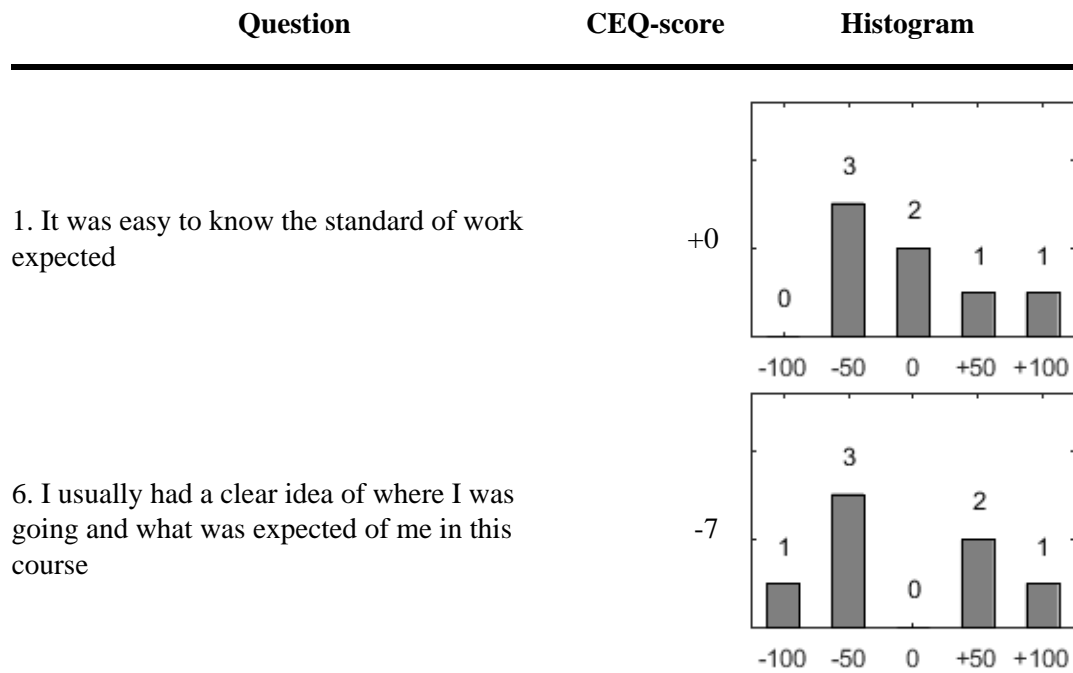
Statistical examination between dissatisfied and satisfied has not been done due to at least one of the groups consist of less than five students

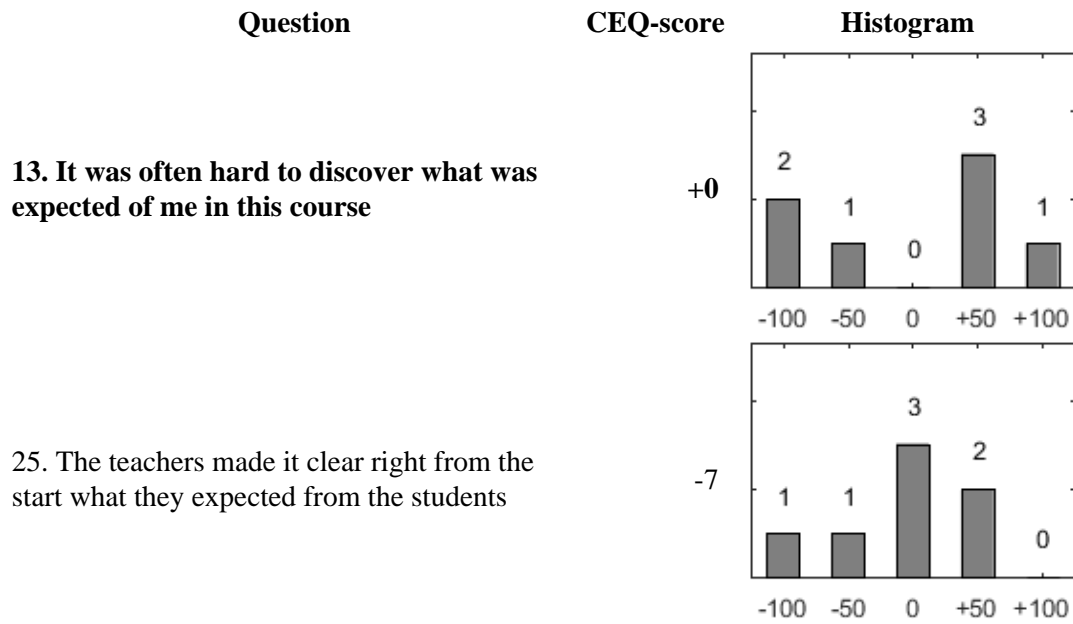
Good Teaching (+45)

Question	CEQ-score	Histogram
3. The teaching has motivated me to do my best	+50	
7. During the course I have received many valuable comments on my achievements	+21	
15. The teachers made a real effort to understand the problems and difficulties one might be having in this course	+50	

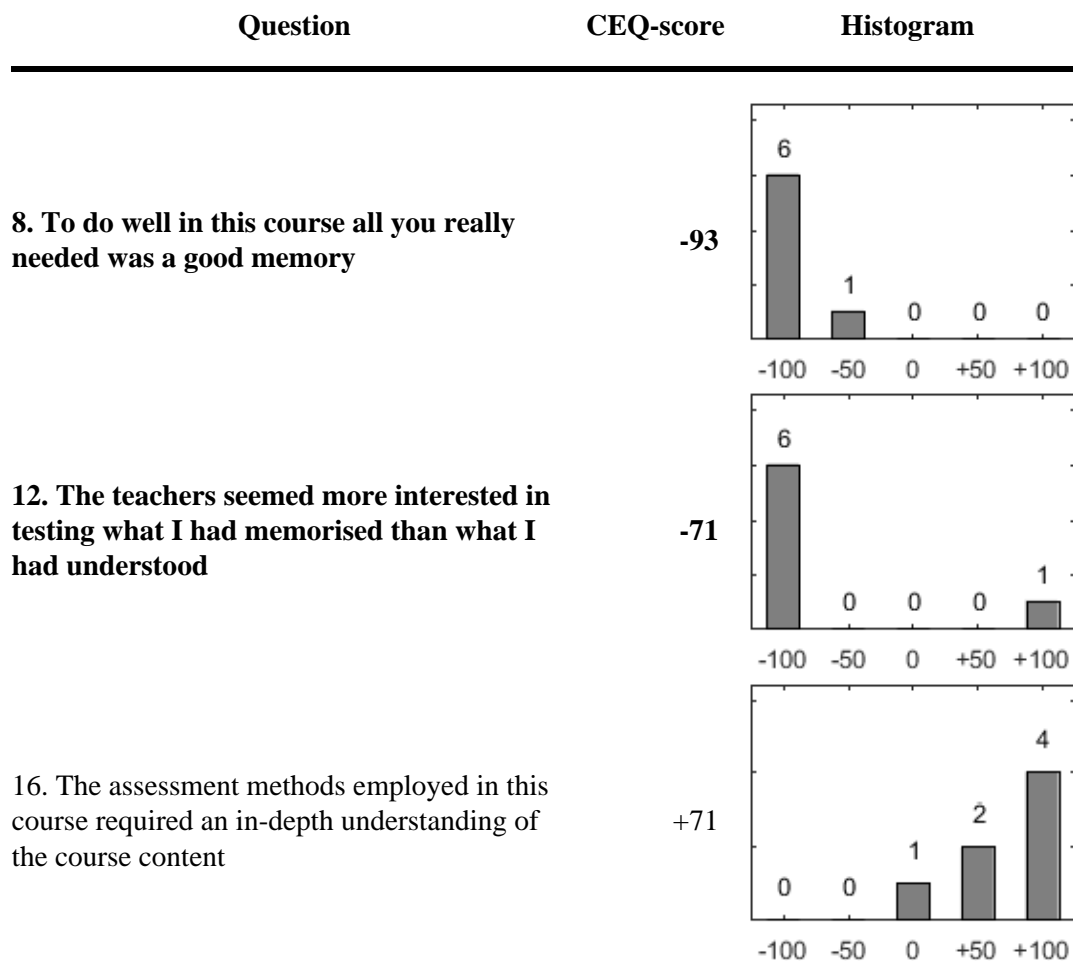


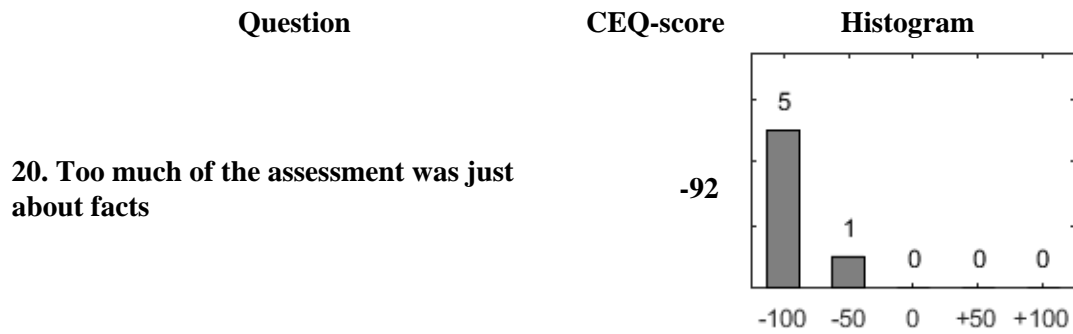
Clear Goals and Standards (-4)



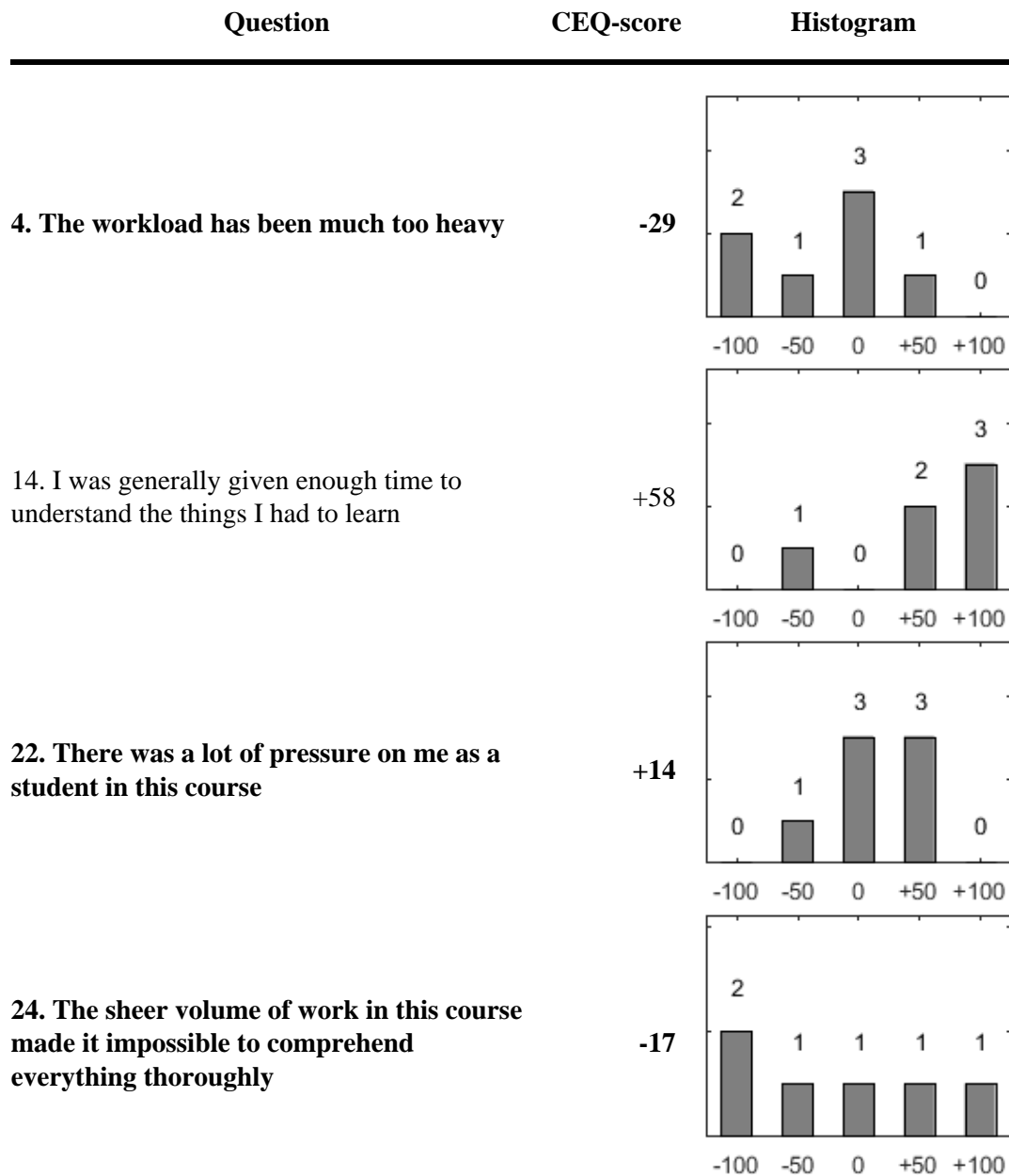


Appropriate Assessment (+92)





Appropriate Workload (+23)



Generic Skills (+57)

Question	CEQ-score	Histogram												
2. The course has developed my problem-solving skills	+71	<table><tr><th>Score</th><th>Frequency</th></tr><tr><td>-100</td><td>0</td></tr><tr><td>-50</td><td>0</td></tr><tr><td>0</td><td>0</td></tr><tr><td>+50</td><td>4</td></tr><tr><td>+100</td><td>3</td></tr></table>	Score	Frequency	-100	0	-50	0	0	0	+50	4	+100	3
Score	Frequency													
-100	0													
-50	0													
0	0													
+50	4													
+100	3													
5. The course has sharpened my analytic skills	+71	<table><tr><th>Score</th><th>Frequency</th></tr><tr><td>-100</td><td>0</td></tr><tr><td>-50</td><td>0</td></tr><tr><td>0</td><td>0</td></tr><tr><td>+50</td><td>4</td></tr><tr><td>+100</td><td>3</td></tr></table>	Score	Frequency	-100	0	-50	0	0	0	+50	4	+100	3
Score	Frequency													
-100	0													
-50	0													
0	0													
+50	4													
+100	3													
9. The course helped me develop my ability to work in a group	+36	<table><tr><th>Score</th><th>Frequency</th></tr><tr><td>-100</td><td>0</td></tr><tr><td>-50</td><td>0</td></tr><tr><td>0</td><td>4</td></tr><tr><td>+50</td><td>1</td></tr><tr><td>+100</td><td>2</td></tr></table>	Score	Frequency	-100	0	-50	0	0	4	+50	1	+100	2
Score	Frequency													
-100	0													
-50	0													
0	4													
+50	1													
+100	2													
10. The course has made me feel more confident about tackling new and unfamiliar problems	+71	<table><tr><th>Score</th><th>Frequency</th></tr><tr><td>-100</td><td>0</td></tr><tr><td>-50</td><td>0</td></tr><tr><td>0</td><td>0</td></tr><tr><td>+50</td><td>4</td></tr><tr><td>+100</td><td>3</td></tr></table>	Score	Frequency	-100	0	-50	0	0	0	+50	4	+100	3
Score	Frequency													
-100	0													
-50	0													
0	0													
+50	4													
+100	3													
11. The course has improved my skills in written communication	+64	<table><tr><th>Score</th><th>Frequency</th></tr><tr><td>-100</td><td>0</td></tr><tr><td>-50</td><td>1</td></tr><tr><td>0</td><td>0</td></tr><tr><td>+50</td><td>2</td></tr><tr><td>+100</td><td>4</td></tr></table>	Score	Frequency	-100	0	-50	1	0	0	+50	2	+100	4
Score	Frequency													
-100	0													
-50	1													
0	0													
+50	2													
+100	4													
23. The course has helped me to develop the ability to plan my work	+8	<table><tr><th>Score</th><th>Frequency</th></tr><tr><td>-100</td><td>0</td></tr><tr><td>-50</td><td>1</td></tr><tr><td>0</td><td>3</td></tr><tr><td>+50</td><td>2</td></tr><tr><td>+100</td><td>0</td></tr></table>	Score	Frequency	-100	0	-50	1	0	3	+50	2	+100	0
Score	Frequency													
-100	0													
-50	1													
0	3													
+50	2													
+100	0													

Free text answers

The free text answers are pre-reviewed by the students' representatives.

What were the best aspects of the course

Satisfied students

The course tightly knit together questions of model application with model design and mathematical reasoning, which contributes to giving an overall very solid base for digging into the models as they are used and presented in other literature.

Intressant och bra labbar.

Slutuppgiften var väldigt intressant och rolig och i kombinationen med labbarna gav den en mer praktisk bild av den teori som kursen lär ut om.

Neutral students

Dissatisfied students

Intressant kurs och kul med projektet där man faktiskt får testa på att modellera som "i verkligheten"

What aspects of the course are most in need of improvement?

Satisfied students

The lab sessions barely had enough time for everyone to present and almost no chance to ask questions or get help with issues you encounter along the way, if at all possible increasing the ratio of lab supervisor to students during the labs would be a fantastic improvement.

Exempel-lösningar på labbarna efter man gjort dem hade hjälp mycket.

Vid tillfällen var det svårt att se hur allt de som kom upp på föreläsningarna var relevant för projektet och även labbarna - de kändes väldigt långt ifrån varandra. Även om teorin är relevant i ett framtida yrkesliv så hade det varit bättre om upplägget på kursen mer sammanflätade de praktiska och teoretiska momenten.

Neutral students

Dissatisfied students

Under labbarna var fokus framförallt på att man hade rätt siffror, mindre fokus på resonemang bakom och hur man hade tänkt. De är en stor miss i potentiellt fånga/fylla i kunskapsluckor. Också labbarna borde delas upp i redovisning och hjälp tillfälle. Nu kunde dessa ta väldigt mycket tid.

Återkoppling på projektet. Nu har vi bara fått ett betyg. Jag vet inte ens vilka delar av projektet vi fick poäng på