

Course evaluation report - CEQ, FMSN20

Basic facts

Course name	Spatial Statistics with Image Analysis	
Course code	FMSN20	Study hours according to the curricula
ECTS credits	7.5 hp	Lectures 26 h
Year	202425	Group work 0 h
Study period the course was finished	HT_LP2	Laboratories 18 h
Programme	all	Time with supervisor 1 h
Registrated students	21	Self study time 150 h
Number answers and response rate	6 / 29 %	
Number answers from males	6	
Number answers from females	0	

Since less than 20 students have answered the questionnaire no statistical significance tests have been made.

Summary of questionnaires

The CEQ-score span between -100 och +100, there -100 means that "I fully disagree to the statement" and +100 "I fully agree to the statement".

Presence at teaching

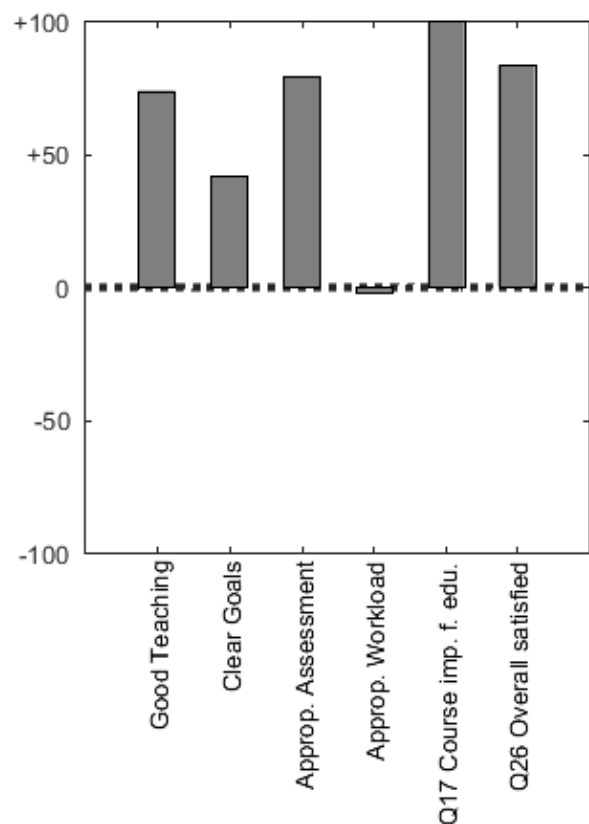
Part of teaching	Number	Share
0 %	0	0 %
20 %	0	0 %
40 %	0	0 %
60 %	0	0 %
80 %	2	33 %
100 %	4	67 %

CEQ-scales & special questions

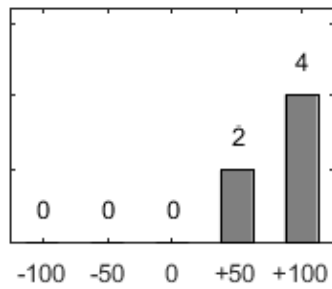
Scale	CEQ-score	StdDev
Good Teaching	+74	36
Clear Goals and Standards	+42	49
Appropriate Assessment	+79	19
Appropriate Workload	-2	57
Generic Skills	+79	22

Special questions

The course seems important for my edu.	+100	0
Overall, I am satisfied with this course	+83	26



**Distribution of the answers from question 26:
"Overall, I am satisfied with this course"**

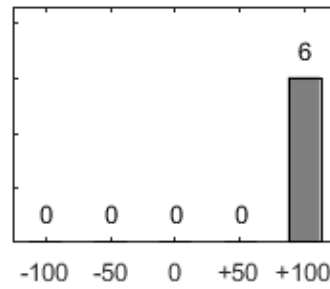


CEQ-score mark Number Share

Dissatisfied (<0)	0	0 %
Neutral (0)	0	0 %
Satisfied (>0)	6	100 %
No answer	0	0 %

Mean of CEQ-score	+83
Standard deviation (StdDev)	26

**Distribution of the answers from question 17:
"The course seems important for my education"**



CEQ-score mark Number Share

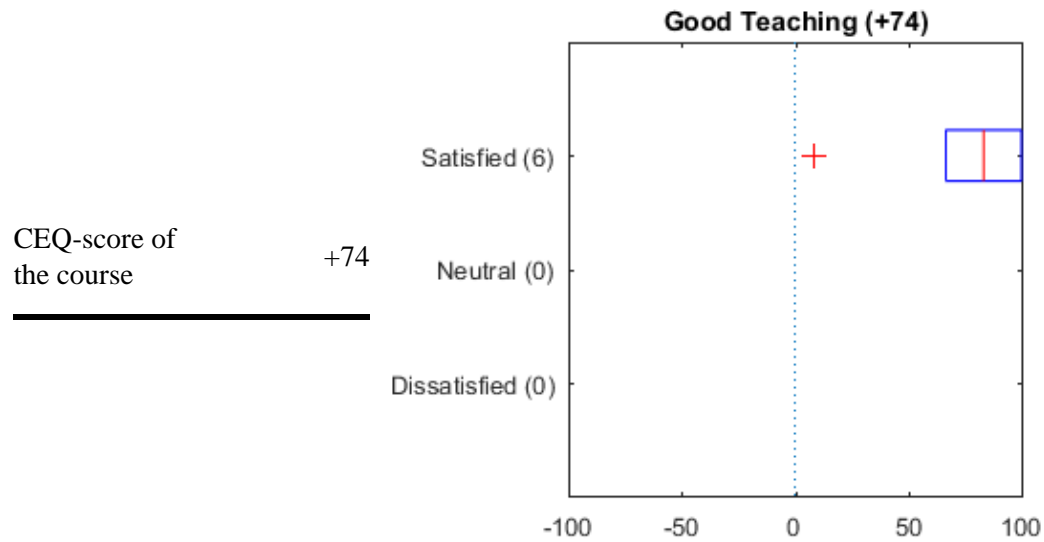
-100	0	0 %
-50	0	0 %
+0	0	0 %
+50	0	0 %
+100	6	100 %

Mean of CEQ-score	+100
Standard deviation (StdDev)	0

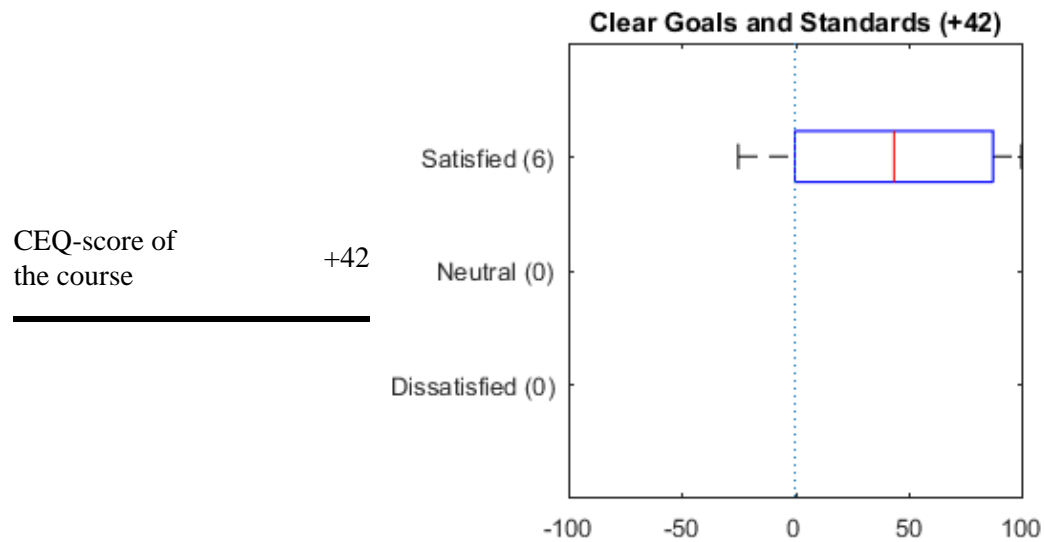
Summary scales divided on satisfaction

Statistical examination has not been done due to at least two groups consist of less than five students

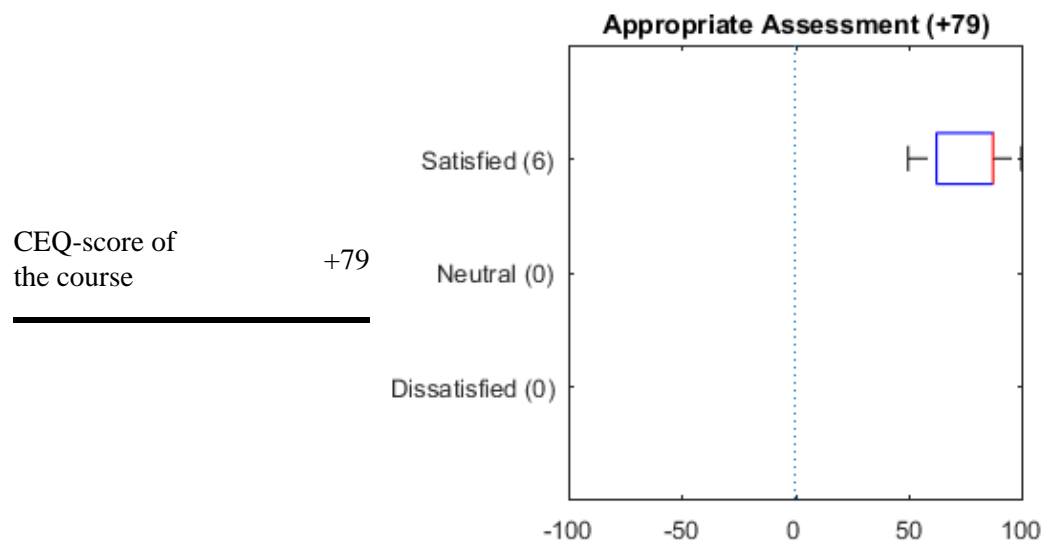
Good Teaching



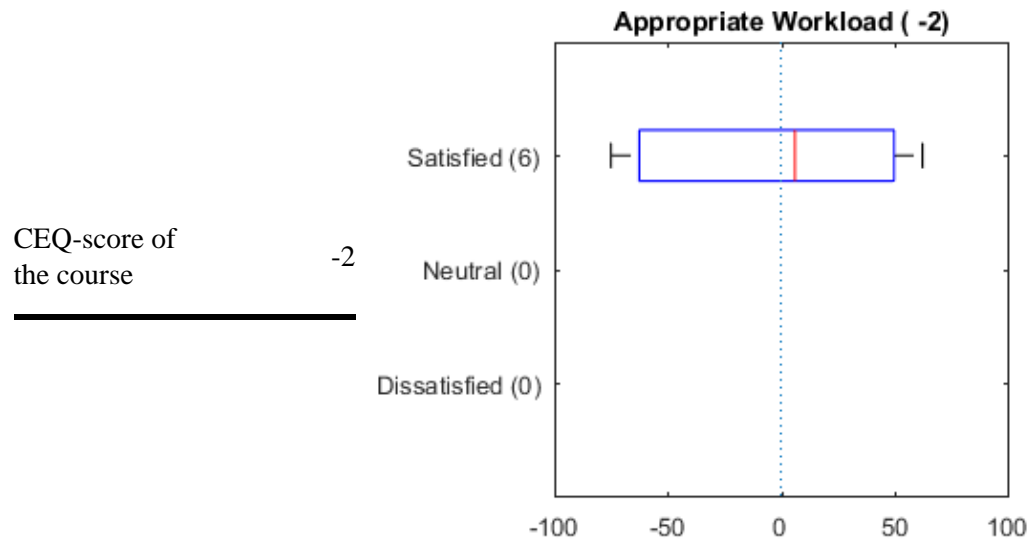
Clear Goals and Standards



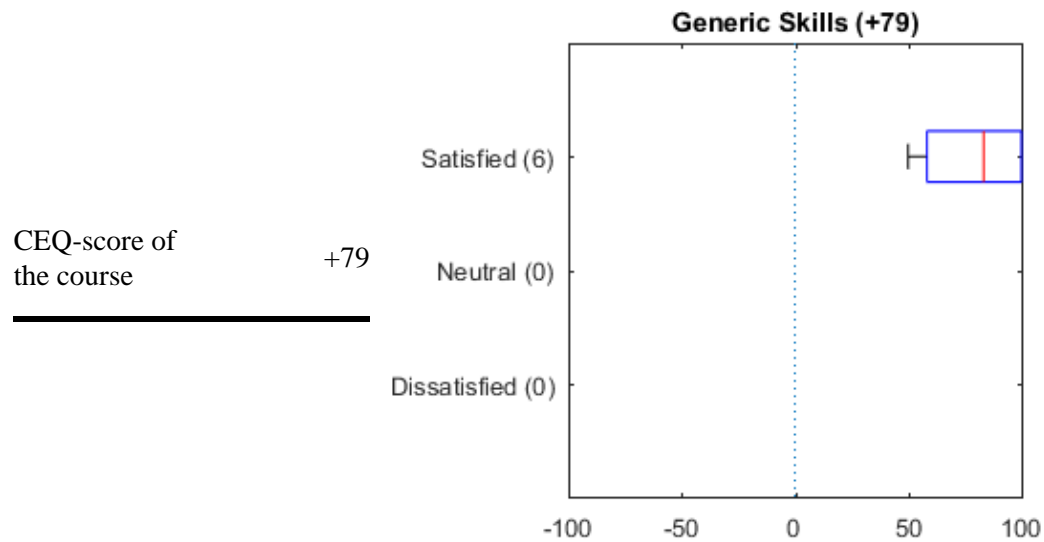
Appropriate Assessment



Appropriate Workload



Generic Skills



Answers to each question

The questions in bold are reverse positive.

Statistical examination between dissatisfied and satisfied has not been done due to at least one of the groups consist of less than five students

Good Teaching (+74)

Question	CEQ-score	Histogram
3. The teaching has motivated me to do my best	+67	
7. During the course I have received many valuable comments on my achievements	+75	
15. The teachers made a real effort to understand the problems and difficulties one might be having in this course	+58	
18. The teaching staff normally gave me helpful feedback on the progress of my work	+67	
19. My lecturers were extremely good at explaining things	+75	
21. The teachers on the course worked hard to make the subject interesting	+100	

Clear Goals and Standards (+42)

Question	CEQ-score	Histogram												
1. It was easy to know the standard of work expected	+42	<table><tr><th>Score</th><th>Frequency</th></tr><tr><td>-100</td><td>0</td></tr><tr><td>-50</td><td>0</td></tr><tr><td>0</td><td>2</td></tr><tr><td>50</td><td>3</td></tr><tr><td>100</td><td>1</td></tr></table>	Score	Frequency	-100	0	-50	0	0	2	50	3	100	1
Score	Frequency													
-100	0													
-50	0													
0	2													
50	3													
100	1													
6. I usually had a clear idea of where I was going and what was expected of me in this course	+33	<table><tr><th>Score</th><th>Frequency</th></tr><tr><td>-100</td><td>0</td></tr><tr><td>-50</td><td>2</td></tr><tr><td>0</td><td>0</td></tr><tr><td>50</td><td>2</td></tr><tr><td>100</td><td>2</td></tr></table>	Score	Frequency	-100	0	-50	2	0	0	50	2	100	2
Score	Frequency													
-100	0													
-50	2													
0	0													
50	2													
100	2													
13. It was often hard to discover what was expected of me in this course	-42	<table><tr><th>Score</th><th>Frequency</th></tr><tr><td>-100</td><td>2</td></tr><tr><td>-50</td><td>2</td></tr><tr><td>0</td><td>1</td></tr><tr><td>50</td><td>1</td></tr><tr><td>100</td><td>0</td></tr></table>	Score	Frequency	-100	2	-50	2	0	1	50	1	100	0
Score	Frequency													
-100	2													
-50	2													
0	1													
50	1													
100	0													
25. The teachers made it clear right from the start what they expected from the students	+50	<table><tr><th>Score</th><th>Frequency</th></tr><tr><td>-100</td><td>0</td></tr><tr><td>-50</td><td>0</td></tr><tr><td>0</td><td>2</td></tr><tr><td>50</td><td>2</td></tr><tr><td>100</td><td>2</td></tr></table>	Score	Frequency	-100	0	-50	0	0	2	50	2	100	2
Score	Frequency													
-100	0													
-50	0													
0	2													
50	2													
100	2													

Appropriate Assessment (+79)

Question	CEQ-score	Histogram												
8. To do well in this course all you really needed was a good memory	-92	<table><tr><th>Score</th><th>Frequency</th></tr><tr><td>-100</td><td>5</td></tr><tr><td>-50</td><td>1</td></tr><tr><td>0</td><td>0</td></tr><tr><td>+50</td><td>0</td></tr><tr><td>+100</td><td>0</td></tr></table>	Score	Frequency	-100	5	-50	1	0	0	+50	0	+100	0
Score	Frequency													
-100	5													
-50	1													
0	0													
+50	0													
+100	0													
12. The teachers seemed more interested in testing what I had memorised than what I had understood	-50	<table><tr><th>Score</th><th>Frequency</th></tr><tr><td>-100</td><td>3</td></tr><tr><td>-50</td><td>2</td></tr><tr><td>0</td><td>0</td></tr><tr><td>+50</td><td>0</td></tr><tr><td>+100</td><td>1</td></tr></table>	Score	Frequency	-100	3	-50	2	0	0	+50	0	+100	1
Score	Frequency													
-100	3													
-50	2													
0	0													
+50	0													
+100	1													
16. The assessment methods employed in this course required an in-depth understanding of the course content	+92	<table><tr><th>Score</th><th>Frequency</th></tr><tr><td>-100</td><td>0</td></tr><tr><td>-50</td><td>0</td></tr><tr><td>0</td><td>0</td></tr><tr><td>+50</td><td>1</td></tr><tr><td>+100</td><td>5</td></tr></table>	Score	Frequency	-100	0	-50	0	0	0	+50	1	+100	5
Score	Frequency													
-100	0													
-50	0													
0	0													
+50	1													
+100	5													
20. Too much of the assessment was just about facts	-83	<table><tr><th>Score</th><th>Frequency</th></tr><tr><td>-100</td><td>4</td></tr><tr><td>-50</td><td>2</td></tr><tr><td>0</td><td>0</td></tr><tr><td>+50</td><td>0</td></tr><tr><td>+100</td><td>0</td></tr></table>	Score	Frequency	-100	4	-50	2	0	0	+50	0	+100	0
Score	Frequency													
-100	4													
-50	2													
0	0													
+50	0													
+100	0													

Appropriate Workload (-2)

Question	CEQ-score	Histogram												
4. The workload has been much too heavy	+0	<table><tr><th>Score</th><th>Frequency</th></tr><tr><td>-100</td><td>0</td></tr><tr><td>-50</td><td>3</td></tr><tr><td>0</td><td>1</td></tr><tr><td>+50</td><td>1</td></tr><tr><td>+100</td><td>1</td></tr></table>	Score	Frequency	-100	0	-50	3	0	1	+50	1	+100	1
Score	Frequency													
-100	0													
-50	3													
0	1													
+50	1													
+100	1													
14. I was generally given enough time to understand the things I had to learn	+25	<table><tr><th>Score</th><th>Frequency</th></tr><tr><td>-100</td><td>0</td></tr><tr><td>-50</td><td>2</td></tr><tr><td>0</td><td>1</td></tr><tr><td>+50</td><td>1</td></tr><tr><td>+100</td><td>2</td></tr></table>	Score	Frequency	-100	0	-50	2	0	1	+50	1	+100	2
Score	Frequency													
-100	0													
-50	2													
0	1													
+50	1													
+100	2													
22. There was a lot of pressure on me as a student in this course	+25	<table><tr><th>Score</th><th>Frequency</th></tr><tr><td>-100</td><td>0</td></tr><tr><td>-50</td><td>0</td></tr><tr><td>0</td><td>4</td></tr><tr><td>+50</td><td>1</td></tr><tr><td>+100</td><td>1</td></tr></table>	Score	Frequency	-100	0	-50	0	0	4	+50	1	+100	1
Score	Frequency													
-100	0													
-50	0													
0	4													
+50	1													
+100	1													
24. The sheer volume of work in this course made it impossible to comprehend everything thoroughly	+8	<table><tr><th>Score</th><th>Frequency</th></tr><tr><td>-100</td><td>1</td></tr><tr><td>-50</td><td>1</td></tr><tr><td>0</td><td>1</td></tr><tr><td>+50</td><td>2</td></tr><tr><td>+100</td><td>1</td></tr></table>	Score	Frequency	-100	1	-50	1	0	1	+50	2	+100	1
Score	Frequency													
-100	1													
-50	1													
0	1													
+50	2													
+100	1													

Generic Skills (+79)

Question	CEQ-score	Histogram												
2. The course has developed my problem-solving skills	+92	<table><tr><th>Score</th><th>Frequency</th></tr><tr><td>-100</td><td>0</td></tr><tr><td>-50</td><td>0</td></tr><tr><td>0</td><td>0</td></tr><tr><td>+50</td><td>1</td></tr><tr><td>+100</td><td>5</td></tr></table>	Score	Frequency	-100	0	-50	0	0	0	+50	1	+100	5
Score	Frequency													
-100	0													
-50	0													
0	0													
+50	1													
+100	5													
5. The course has sharpened my analytic skills	+83	<table><tr><th>Score</th><th>Frequency</th></tr><tr><td>-100</td><td>0</td></tr><tr><td>-50</td><td>0</td></tr><tr><td>0</td><td>0</td></tr><tr><td>+50</td><td>2</td></tr><tr><td>+100</td><td>4</td></tr></table>	Score	Frequency	-100	0	-50	0	0	0	+50	2	+100	4
Score	Frequency													
-100	0													
-50	0													
0	0													
+50	2													
+100	4													
9. The course helped me develop my ability to work in a group	+67	<table><tr><th>Score</th><th>Frequency</th></tr><tr><td>-100</td><td>0</td></tr><tr><td>-50</td><td>0</td></tr><tr><td>0</td><td>0</td></tr><tr><td>+50</td><td>4</td></tr><tr><td>+100</td><td>2</td></tr></table>	Score	Frequency	-100	0	-50	0	0	0	+50	4	+100	2
Score	Frequency													
-100	0													
-50	0													
0	0													
+50	4													
+100	2													
10. The course has made me feel more confident about tackling new and unfamiliar problems	+75	<table><tr><th>Score</th><th>Frequency</th></tr><tr><td>-100</td><td>0</td></tr><tr><td>-50</td><td>0</td></tr><tr><td>0</td><td>0</td></tr><tr><td>+50</td><td>3</td></tr><tr><td>+100</td><td>3</td></tr></table>	Score	Frequency	-100	0	-50	0	0	0	+50	3	+100	3
Score	Frequency													
-100	0													
-50	0													
0	0													
+50	3													
+100	3													
11. The course has improved my skills in written communication	+75	<table><tr><th>Score</th><th>Frequency</th></tr><tr><td>-100</td><td>0</td></tr><tr><td>-50</td><td>0</td></tr><tr><td>0</td><td>0</td></tr><tr><td>+50</td><td>3</td></tr><tr><td>+100</td><td>3</td></tr></table>	Score	Frequency	-100	0	-50	0	0	0	+50	3	+100	3
Score	Frequency													
-100	0													
-50	0													
0	0													
+50	3													
+100	3													
23. The course has helped me to develop the ability to plan my work	+83	<table><tr><th>Score</th><th>Frequency</th></tr><tr><td>-100</td><td>0</td></tr><tr><td>-50</td><td>0</td></tr><tr><td>0</td><td>0</td></tr><tr><td>+50</td><td>2</td></tr><tr><td>+100</td><td>4</td></tr></table>	Score	Frequency	-100	0	-50	0	0	0	+50	2	+100	4
Score	Frequency													
-100	0													
-50	0													
0	0													
+50	2													
+100	4													

Free text answers

The free text answers are pre-reviewed by the students' representatives.

What were the best aspects of the course

Satisfied students

Bra projekt och labbar. Intressanta föreläsningar och bra hjälp på övningarna

Labbarna var väldigt intressanta och föreläsaren är en väldigt duktig föreläsare och övningsledare.

Interesting subject. Relevant to my specialization.

Neutral students

Dissatisfied students

What aspects of the course are most in need of improvement?

Satisfied students

Vet inte om det något som går eller är bra att fixa, men vissa delar av föreläsningarna blev väldigt teoretiska i härledningarna av saker, och ibland svåra att följa med i. Detta blir självklart en bieffekt av kursinnehållet, så vet inte om det är något man vill ändra på.

Jag upplevde att labbinstruktionerna var hastigt gjorda. Det förekom ofta fel och instruktioner/uppgifter som inte var relevanta för uppgiften utan istället var kopierade från tidigare års instruktioner. Även om föreläsaren ofta var snabb att lösa sådana fel, blev det svårt att avgöra om vi tolkat uppgifterna fel eller om det var fel i instruktionerna.

The examination needs to be changed. It is not acceptable that the entire grade is made up of group projects. I understand the importance of group work, but individual assignments are needed for grading. Either a written exam should be added, or since I agree this subject may not be suited to a written exam, the projects should be changed to have one group project and two individual projects.

Neutral students

Dissatisfied students