

## Kurssammanställning MATM36 Topologi vt 2024

**Kursansvarig:** Sandra Pott

**Övriga lärare:**

**Antal studenter:** 25

**Betyg:**

3 st UK,

4 st G,

18 st VG.

### Utvärdering

#### I. Sammanfattning av kursvärderingen

Totalt antal svar: 7

*Kort sammanfattning av resultatet:* Sammantaget var studenterna nöjda med kursen (betyg 4,1). Studenterna tyckte att lektionerna och övningarna spelade en viktig roll i sin lärande, de var inte helt så nöjda med kurslitteraturen.

#### II. Lärarlagets kommentarer

Läraren tyckte att kursen gick för det mesta bra.

#### III. Utvärdering av förändringar sedan förra kursen

Vi har förbättrat Canvas sidan, och det verkar positivt.

#### IV. Förslag till förändringar till nästa kurs

Vi planerar att använda Canvas webbsidan i större utsträckning för övningarna. Vi ska också reducera användning av bonuspoäng för inlämningsuppgifter.

2024-12-20, sammanställt av Sandra Pott

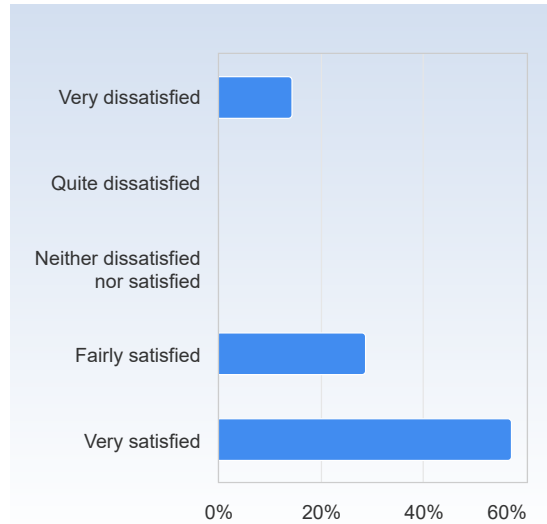
*Sammanställningen skickas till [anna-maria.persson@math.lu.se](mailto:anna-maria.persson@math.lu.se).*

## Topology, Spring 2024

Respondents: 35  
Answer Count: 7  
Answer Frequency: 20.00%

### How satisfied are you with the course overall?

How satisfied are you with the course overall?	Number of responses
Very dissatisfied	1 (14.3%)
Quite dissatisfied	0 (0.0%)
Neither dissatisfied nor satisfied	0 (0.0%)
Fairly satisfied	2 (28.6%)
Very satisfied	4 (57.1%)
Total	7 (100.0%)

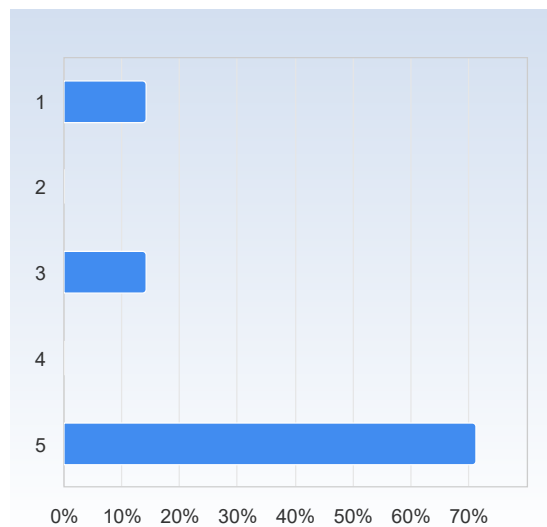


How satisfied are you with the course overall?	Mean	Standard Deviation
	4.1	1.5

To what degree did each course component below contribute to your learning during the course? Make your assessment on a scale of 1 to 5 where 1=to a very low degree and 5=to a very high degree.

### Lectures

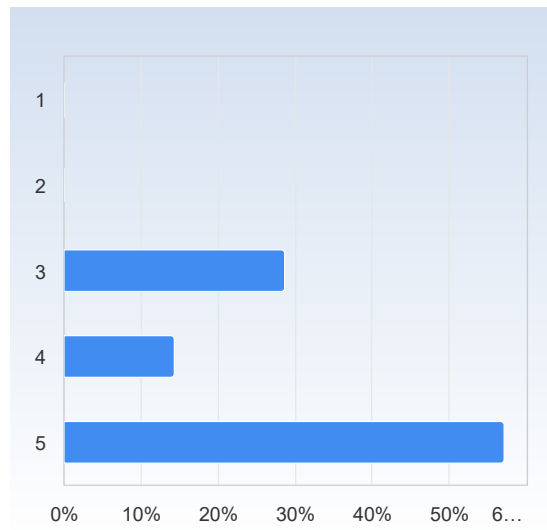
Lectures	Number of responses
1	1 (14.3%)
2	0 (0.0%)
3	1 (14.3%)
4	0 (0.0%)
5	5 (71.4%)
Total	7 (100.0%)



	Mean	Standard Deviation
Lectures	4.1	1.6

### Exercises

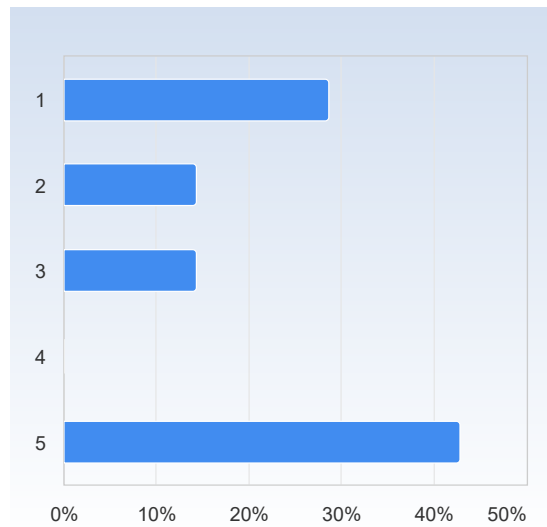
Exercises	Number of responses
1	0 (0.0%)
2	0 (0.0%)
3	2 (28.6%)
4	1 (14.3%)
5	4 (57.1%)
Total	7 (100.0%)



	Mean	Standard Deviation
Exercises	4.3	1.0

### Course literature

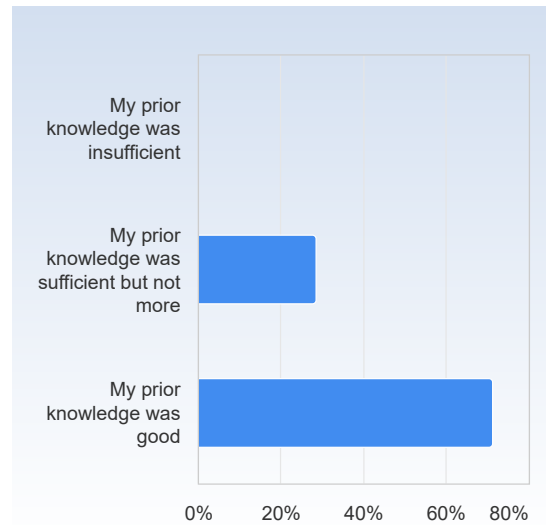
Course literature	Number of responses
1	2 (28.6%)
2	1 (14.3%)
3	1 (14.3%)
4	0 (0.0%)
5	3 (42.9%)
Total	7 (100.0%)



	Mean	Standard Deviation
Course literature	3.1	1.9

### How was your prior knowledge at the start of the course?

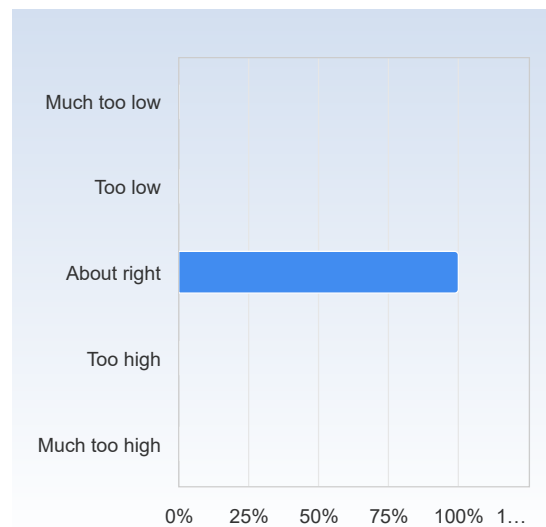
How was your prior knowledge at the start of the course?	Number of responses
My prior knowledge was insufficient	0 (0.0%)
My prior knowledge was sufficient but not more	2 (28.6%)
My prior knowledge was good	5 (71.4%)
Total	7 (100.0%)



	Mean	Standard Deviation
How was your prior knowledge at the start of the course?	2.7	0.5

### How did you feel about the requirements on your work efforts during the course?

How did you feel about the requirements on your work efforts during the course?	Number of responses
Much too low	0 (0.0%)
Too low	0 (0.0%)
About right	6 (100.0%)
Too high	0 (0.0%)
Much too high	0 (0.0%)
Total	6 (100.0%)



	Mean	Standard Deviation
How did you feel about the requirements on your work efforts during the course?	3.0	0.0