



LUND UNIVERSITY

Faculty of Science

Centre for Mathematical Sciences

Division of Mathematics and Numerical Analysis

Course Analysis for MATP33 Group and Ring Theory, Autumn 2024

Course Information

Lecturer: Victor Ufnarovski

Number of students:

12 newly registered and 3 re-registered.

3 students answered the course evaluation, 1 of them is enrolled on The Bachelor's Programme in Mathematics and 1 on the Master's Programme in Mathematics.

Examination

Oral examination: 12 students passed.

Written examination: 12 students passed.

- Ordinary examination 31/10 2024: 14 students participated and 11 of them passed.
- Resit examination 30/11 2024: 3 students participated and 1 of them passed.

Final grades:

In all, 13 students, including 1 re-registered students, have got their final grade.

6 passed with distinction.

7 passed.

Course Evaluation

Teachers' comments:

The course covers the non-commutative algebra subjects, starting from the Sylow's theorems and finishing with the tensor product. The lectures and the seminars were organized on the basis of the previous courses. The students were active and have learned a lot of new concepts and ideas.

The examination has covered most parts of the course and was mostly on a high abstract level.

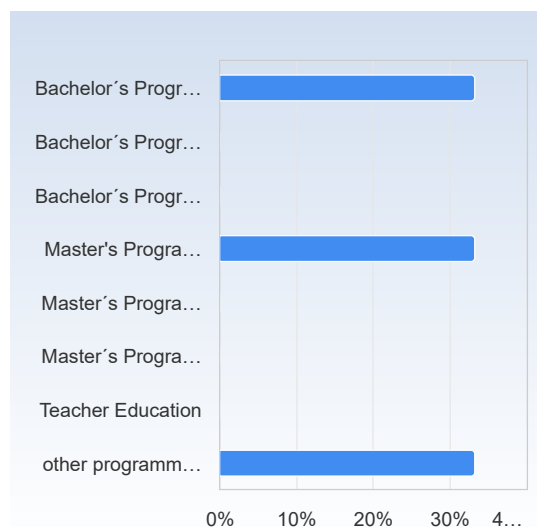
It was a pleasure to see that many students really had learned the new way of thinking. There were no essential changes in the program and I do not see that they are necessary, because it is well balanced.

MATP33 Group- and Ring Theory, HT24

Respondents: 21
Answer Count: 3
Answer Frequency: 14.29%

I have studied this course as part of

| I have studied this course as part of | Number of responses |
|---|---------------------|
| Bachelor's Programme in Mathematics | 1 (33.3%) |
| Bachelor's Programme in Physics, Theoretical Physics, Astronomy | 0 (0.0%) |
| Bachelor's Programme, other specialization | 0 (0.0%) |
| Master's Programme in Mathematics | 1 (33.3%) |
| Master's Programme in Mathematical Statistics | 0 (0.0%) |
| Master's Programme, other specialization | 0 (0.0%) |
| Teacher Education | 0 (0.0%) |
| other programme or as stand alone course | 1 (33.3%) |
| Total | 3 (100.0%) |

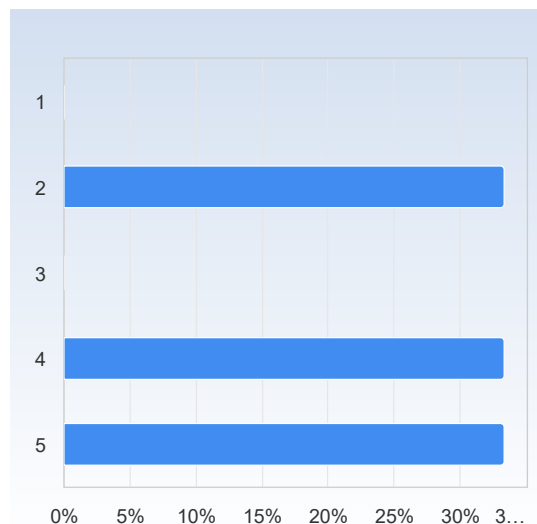


| | Mean | Standard Deviation |
|---------------------------------------|------|--------------------|
| I have studied this course as part of | 4.3 | 3.5 |

On the scale 1-5 select the option that best matches your opinion: 1= disagree completely → 3= partly agree → 5= agree completely

2. My prior knowledge has been sufficient to assimilate the contents of this course.

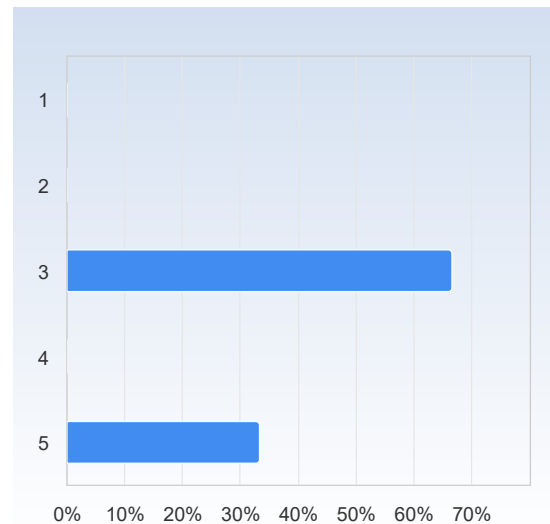
| 2. My prior knowledge has been sufficient to assimilate the contents of this course. | Number of responses |
|--|---------------------|
| 1 | 0 (0.0%) |
| 2 | 1 (33.3%) |
| 3 | 0 (0.0%) |
| 4 | 1 (33.3%) |
| 5 | 1 (33.3%) |
| Total | 3 (100.0%) |



| | Mean | Standard Deviation |
|--|------|--------------------|
| 2. My prior knowledge has been sufficient to assimilate the contents of this course. | 3.7 | 1.5 |

3. I have participated actively in the course.

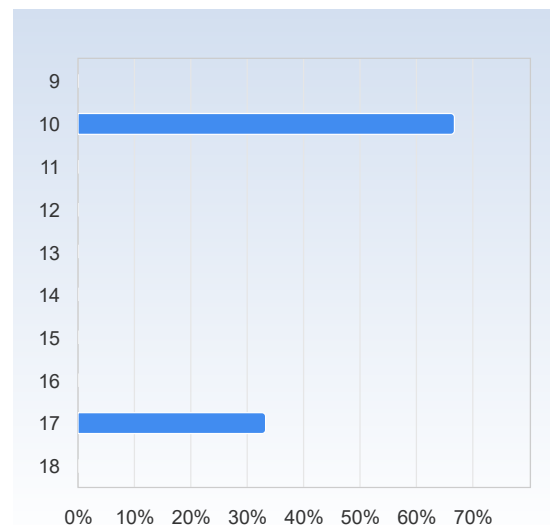
| 3. I have participated actively in the course. | Number of responses |
|--|---------------------|
| 1 | 0 (0.0%) |
| 2 | 0 (0.0%) |
| 3 | 2 (66.7%) |
| 4 | 0 (0.0%) |
| 5 | 1 (33.3%) |
| Total | 3 (100.0%) |



| | Mean | Standard Deviation |
|--|------|--------------------|
| 3. I have participated actively in the course. | 3.7 | 1.2 |

Average number of hours spent in total on the course per week (including scheduled activities):

| Average number of hours spent in total on the course per week (including scheduled activities): | Number of responses |
|---|---------------------|
| 9 | 0 (0.0%) |
| 10 | 2 (66.7%) |
| 11 | 0 (0.0%) |
| 12 | 0 (0.0%) |
| 13 | 0 (0.0%) |
| 14 | 0 (0.0%) |
| 15 | 0 (0.0%) |
| 16 | 0 (0.0%) |
| 17 | 1 (33.3%) |
| 18 | 0 (0.0%) |
| Total | 3 (100.0%) |



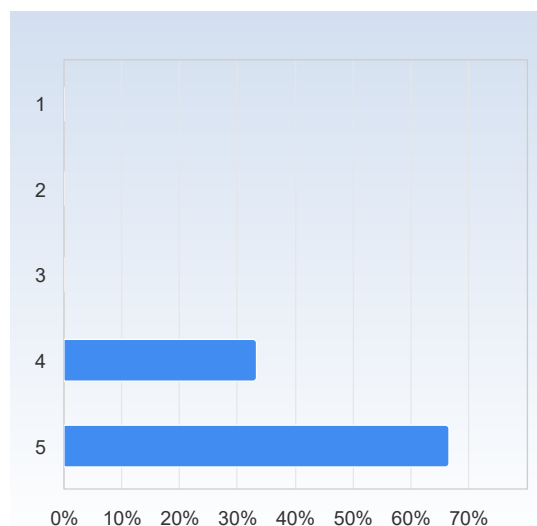
| | Mean | Standard Deviation |
|---|------|--------------------|
| Average number of hours spent in total on the course per week (including scheduled activities): | 12.3 | 4.0 |

The course in general

On the scale 1-5 select the option that best matches your opinion: 1= disagree completely → 3= partly agree → 5= agree completely

The way the course was taught and organised suited me.

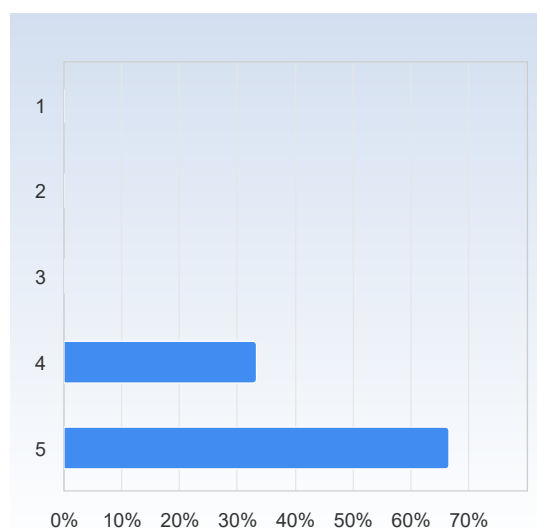
| The way the course was taught and organised suited me. | Number of responses |
|--|---------------------|
| 1 | 0 (0.0%) |
| 2 | 0 (0.0%) |
| 3 | 0 (0.0%) |
| 4 | 1 (33.3%) |
| 5 | 2 (66.7%) |
| Total | 3 (100.0%) |



| | Mean | Standard Deviation |
|--|------|--------------------|
| The way the course was taught and organised suited me. | 4.7 | 0.6 |

The number of teacher lead activities (lectures, seminars etc.) has been satisfactory.

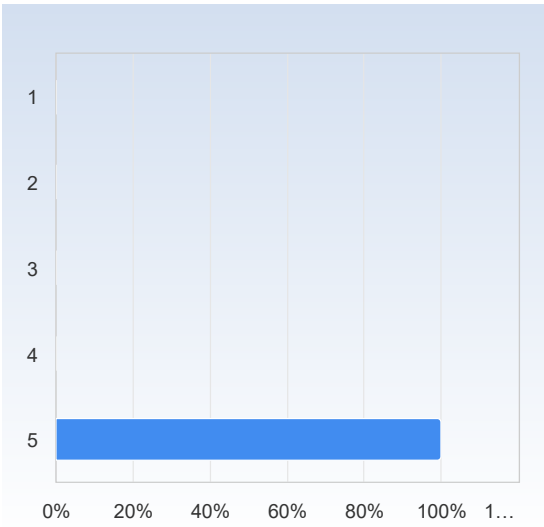
| The number of teacher lead activities (lectures, seminars etc.) has been satisfactory. | Number of responses |
|--|---------------------|
| 1 | 0 (0.0%) |
| 2 | 0 (0.0%) |
| 3 | 0 (0.0%) |
| 4 | 1 (33.3%) |
| 5 | 2 (66.7%) |
| Total | 3 (100.0%) |



| | Mean | Standard Deviation |
|--|------|--------------------|
| The number of teacher lead activities (lectures, seminars etc.) has been satisfactory. | 4.7 | 0.6 |

The lectures were valuable for my learning.

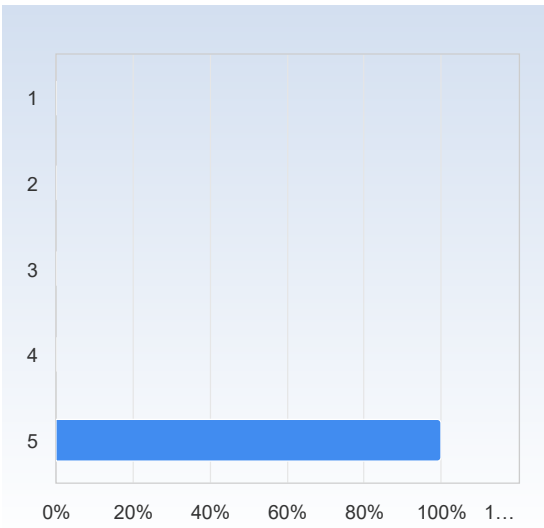
| The lectures were valuable for my learning. | Number of responses |
|---|---------------------|
| 1 | 0 (0.0%) |
| 2 | 0 (0.0%) |
| 3 | 0 (0.0%) |
| 4 | 0 (0.0%) |
| 5 | 3 (100.0%) |
| Total | 3 (100.0%) |



| | Mean | Standard Deviation |
|---|------|--------------------|
| The lectures were valuable for my learning. | 5.0 | 0.0 |

The seminars were valuable for my learning.

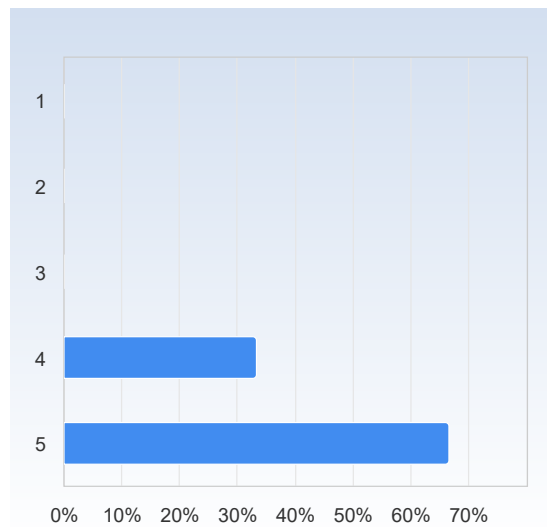
| The seminars were valuable for my learning. | Number of responses |
|---|---------------------|
| 1 | 0 (0.0%) |
| 2 | 0 (0.0%) |
| 3 | 0 (0.0%) |
| 4 | 0 (0.0%) |
| 5 | 3 (100.0%) |
| Total | 3 (100.0%) |



| | Mean | Standard Deviation |
|---|------|--------------------|
| The seminars were valuable for my learning. | 5.0 | 0.0 |

Studying on my own was valuable for my learning.

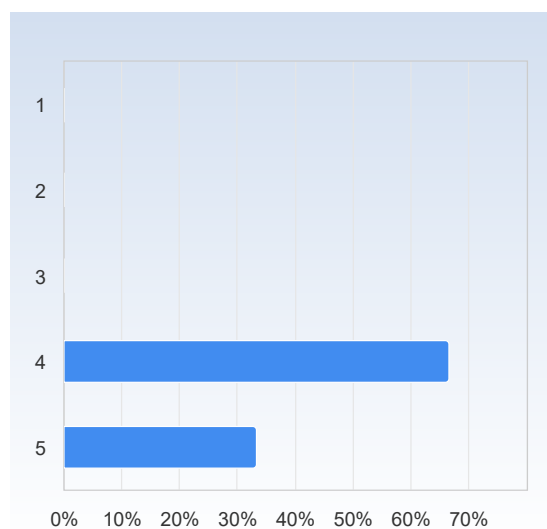
| Studying on my own was valuable for my learning. | Number of responses |
|--|---------------------|
| 1 | 0 (0.0%) |
| 2 | 0 (0.0%) |
| 3 | 0 (0.0%) |
| 4 | 1 (33.3%) |
| 5 | 2 (66.7%) |
| Total | 3 (100.0%) |



| | Mean | Standard Deviation |
|--|------|--------------------|
| Studying on my own was valuable for my learning. | 4.7 | 0.6 |

The course literature/material was a valuable learning resource.

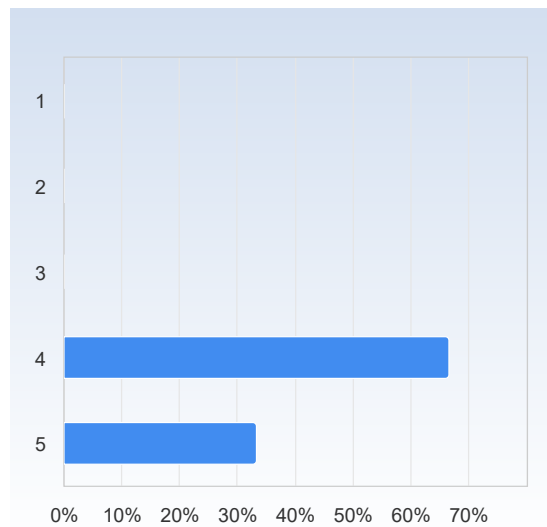
| The course literature/material was a valuable learning resource. | Number of responses |
|--|---------------------|
| 1 | 0 (0.0%) |
| 2 | 0 (0.0%) |
| 3 | 0 (0.0%) |
| 4 | 2 (66.7%) |
| 5 | 1 (33.3%) |
| Total | 3 (100.0%) |



| | Mean | Standard Deviation |
|--|------|--------------------|
| The course literature/material was a valuable learning resource. | 4.3 | 0.6 |

The information I received before the course start was satisfactory.

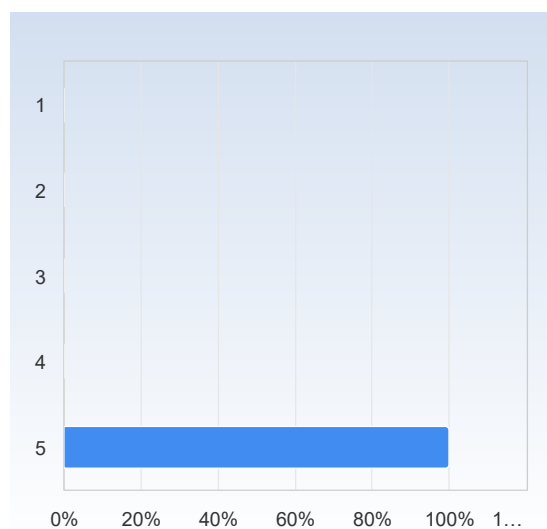
| The information I received before the course start was satisfactory. | Number of responses |
|--|---------------------|
| 1 | 0 (0.0%) |
| 2 | 0 (0.0%) |
| 3 | 0 (0.0%) |
| 4 | 2 (66.7%) |
| 5 | 1 (33.3%) |
| Total | 3 (100.0%) |



| | Mean | Standard Deviation |
|--|------|--------------------|
| The information I received before the course start was satisfactory. | 4.3 | 0.6 |

The communication with the teaching staff during the course was good.

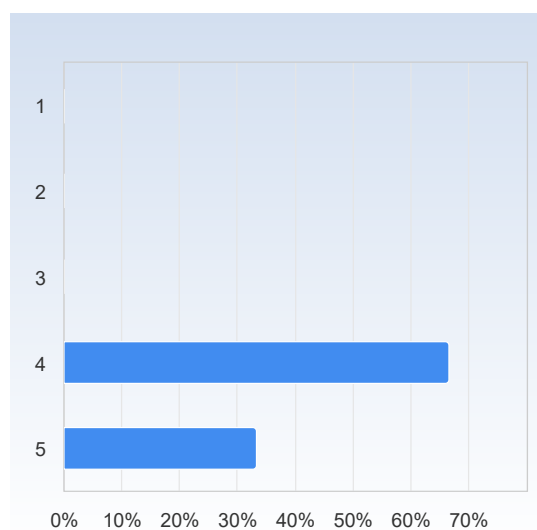
| The communication with the teaching staff during the course was good. | Number of responses |
|---|---------------------|
| 1 | 0 (0.0%) |
| 2 | 0 (0.0%) |
| 3 | 0 (0.0%) |
| 4 | 0 (0.0%) |
| 5 | 3 (100.0%) |
| Total | 3 (100.0%) |



| | Mean | Standard Deviation |
|---|------|--------------------|
| The communication with the teaching staff during the course was good. | 5.0 | 0.0 |

It was clear throughout the course what was expected of me.

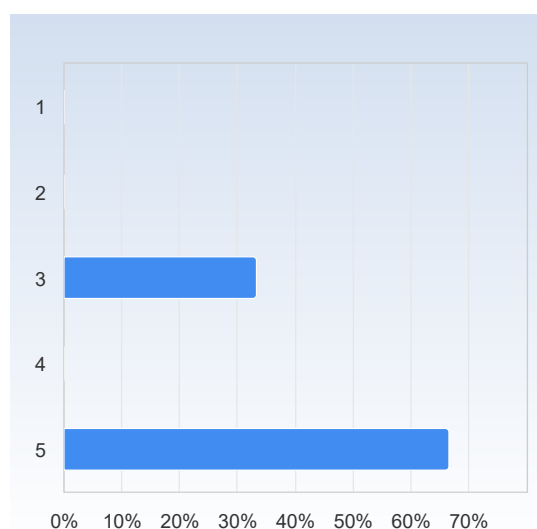
| It was clear throughout the course what was expected of me. | Number of responses |
|---|---------------------|
| 1 | 0 (0.0%) |
| 2 | 0 (0.0%) |
| 3 | 0 (0.0%) |
| 4 | 2 (66.7%) |
| 5 | 1 (33.3%) |
| Total | 3 (100.0%) |



| | Mean | Standard Deviation |
|---|------|--------------------|
| It was clear throughout the course what was expected of me. | 4.3 | 0.6 |

I have received valuable feedback from my teacher/teachers during the course.

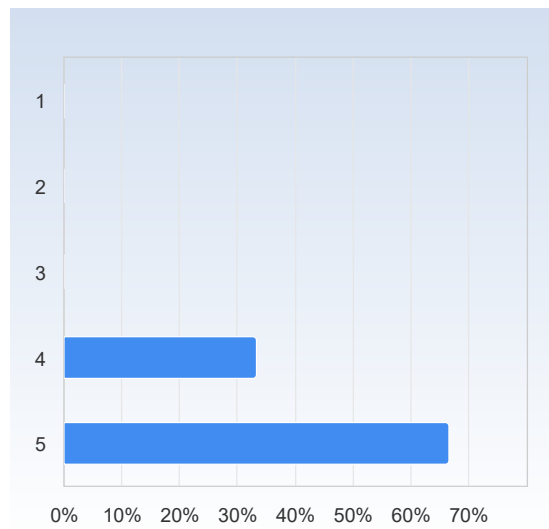
| I have received valuable feedback from my teacher /teachers during the course. | Number of responses |
|--|---------------------|
| 1 | 0 (0.0%) |
| 2 | 0 (0.0%) |
| 3 | 1 (33.3%) |
| 4 | 0 (0.0%) |
| 5 | 2 (66.7%) |
| Total | 3 (100.0%) |



| | Mean | Standard Deviation |
|---|------|--------------------|
| I have received valuable feedback from my teacher/teachers during the course. | 4.3 | 1.2 |

The course had a reasonable workload.

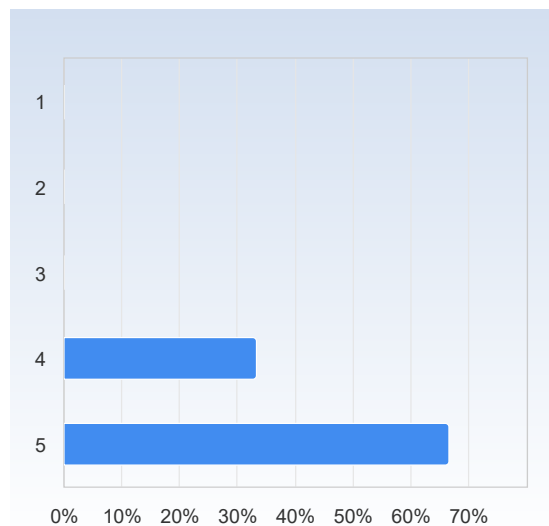
| The course had a reasonable workload. | Number of responses |
|---------------------------------------|---------------------|
| 1 | 0 (0.0%) |
| 2 | 0 (0.0%) |
| 3 | 0 (0.0%) |
| 4 | 1 (33.3%) |
| 5 | 2 (66.7%) |
| Total | 3 (100.0%) |



| | Mean | Standard Deviation |
|---------------------------------------|------|--------------------|
| The course had a reasonable workload. | 4.7 | 0.6 |

The workload was evenly distributed throughout the course.

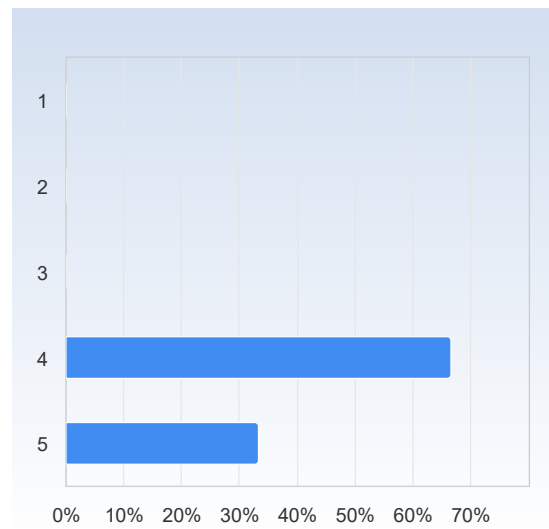
| The workload was evenly distributed throughout the course. | Number of responses |
|--|---------------------|
| 1 | 0 (0.0%) |
| 2 | 0 (0.0%) |
| 3 | 0 (0.0%) |
| 4 | 1 (33.3%) |
| 5 | 2 (66.7%) |
| Total | 3 (100.0%) |



| | Mean | Standard Deviation |
|--|------|--------------------|
| The workload was evenly distributed throughout the course. | 4.7 | 0.6 |

The examination matched the contents and level of the course.

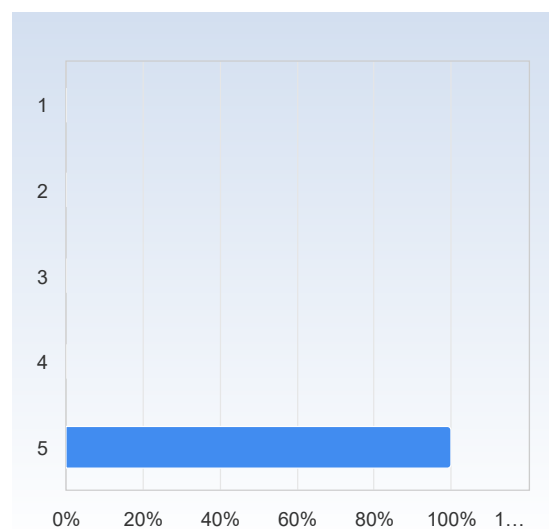
| The examination matched the contents and level of the course. | Number of responses |
|---|---------------------|
| 1 | 0 (0.0%) |
| 2 | 0 (0.0%) |
| 3 | 0 (0.0%) |
| 4 | 2 (66.7%) |
| 5 | 1 (33.3%) |
| Total | 3 (100.0%) |



| | Mean | Standard Deviation |
|---|------|--------------------|
| The examination matched the contents and level of the course. | 4.3 | 0.6 |

Overall, I am satisfied with the course.

| Overall, I am satisfied with the course. | Number of responses |
|--|---------------------|
| 1 | 0 (0.0%) |
| 2 | 0 (0.0%) |
| 3 | 0 (0.0%) |
| 4 | 0 (0.0%) |
| 5 | 3 (100.0%) |
| Total | 3 (100.0%) |



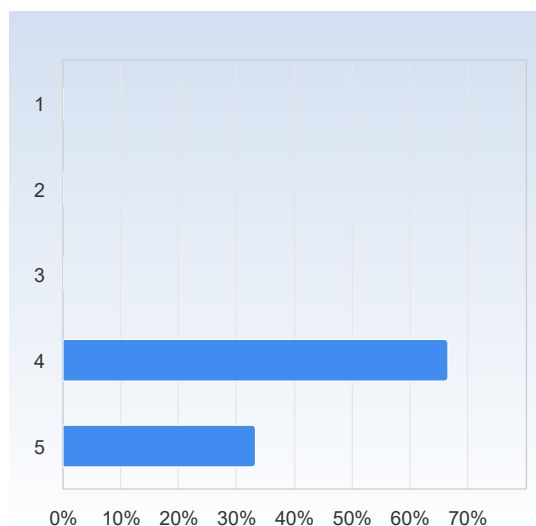
| | Mean | Standard Deviation |
|--|------|--------------------|
| Overall, I am satisfied with the course. | 5.0 | 0.0 |

On the development of generic skills

On a scale 1-5 select the option that best matches your opinion: 1= disagree completely → 3= partly agree → 5= agree completely

The course has increased my ability to read a mathematical text.

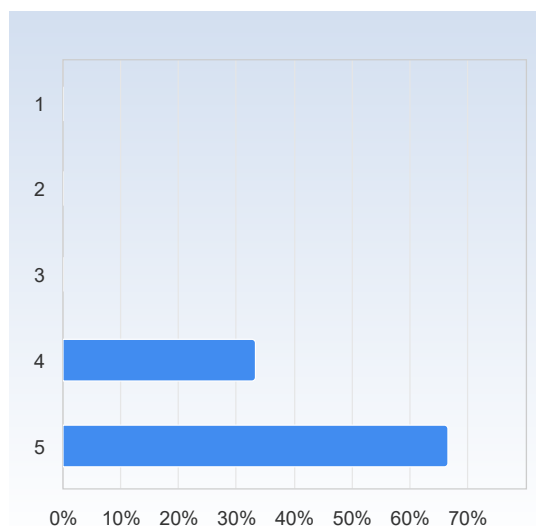
| The course has increased my ability to read a mathematical text. | Number of responses |
|--|---------------------|
| 1 | 0 (0.0%) |
| 2 | 0 (0.0%) |
| 3 | 0 (0.0%) |
| 4 | 2 (66.7%) |
| 5 | 1 (33.3%) |
| Total | 3 (100.0%) |



| | Mean | Standard Deviation |
|--|------|--------------------|
| The course has increased my ability to read a mathematical text. | 4.3 | 0.6 |

The course has increased my ability to communicate the subject in writing.

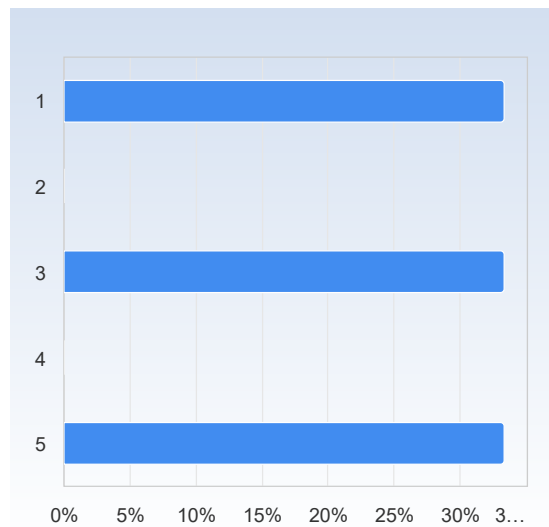
| The course has increased my ability to communicate the subject in writing. | Number of responses |
|--|---------------------|
| 1 | 0 (0.0%) |
| 2 | 0 (0.0%) |
| 3 | 0 (0.0%) |
| 4 | 1 (33.3%) |
| 5 | 2 (66.7%) |
| Total | 3 (100.0%) |



| | Mean | Standard Deviation |
|--|------|--------------------|
| The course has increased my ability to communicate the subject in writing. | 4.7 | 0.6 |

The course has increased my ability to communicate the subject orally.

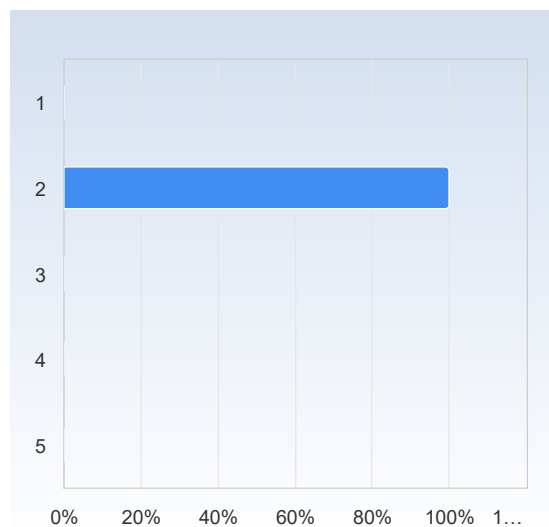
| The course has increased my ability to communicate the subject orally. | Number of responses |
|--|---------------------|
| 1 | 1 (33.3%) |
| 2 | 0 (0.0%) |
| 3 | 1 (33.3%) |
| 4 | 0 (0.0%) |
| 5 | 1 (33.3%) |
| Total | 3 (100.0%) |



| | Mean | Standard Deviation |
|--|------|--------------------|
| The course has increased my ability to communicate the subject orally. | 3.0 | 2.0 |

The course has increased my ability to cooperate.

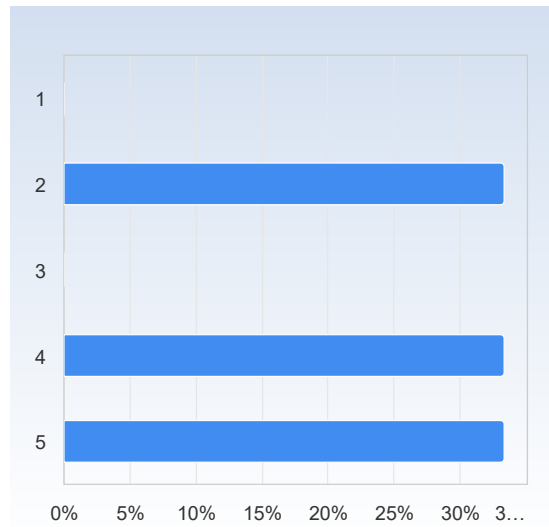
| The course has increased my ability to cooperate. | Number of responses |
|---|---------------------|
| 1 | 0 (0.0%) |
| 2 | 3 (100.0%) |
| 3 | 0 (0.0%) |
| 4 | 0 (0.0%) |
| 5 | 0 (0.0%) |
| Total | 3 (100.0%) |



| | Mean | Standard Deviation |
|---|------|--------------------|
| The course has increased my ability to cooperate. | 2.0 | 0.0 |

The course has increased my ability to search and process information.

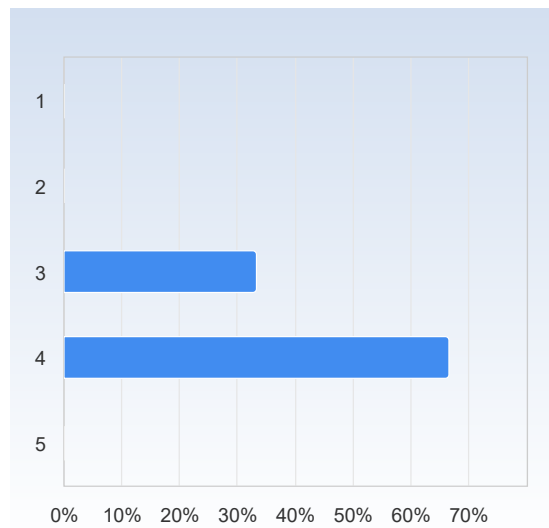
| The course has increased my ability to search and process information. | Number of responses |
|--|---------------------|
| 1 | 0 (0.0%) |
| 2 | 1 (33.3%) |
| 3 | 0 (0.0%) |
| 4 | 1 (33.3%) |
| 5 | 1 (33.3%) |
| Total | 3 (100.0%) |



| | Mean | Standard Deviation |
|--|------|--------------------|
| The course has increased my ability to search and process information. | 3.7 | 1.5 |

The course has increased my ability to analyze and solve problems.

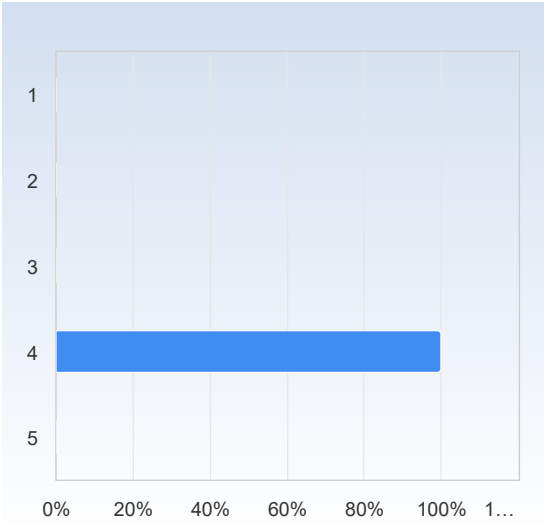
| The course has increased my ability to analyze and solve problems. | Number of responses |
|--|---------------------|
| 1 | 0 (0.0%) |
| 2 | 0 (0.0%) |
| 3 | 1 (33.3%) |
| 4 | 2 (66.7%) |
| 5 | 0 (0.0%) |
| Total | 3 (100.0%) |



| | Mean | Standard Deviation |
|--|------|--------------------|
| The course has increased my ability to analyze and solve problems. | 3.7 | 0.6 |

As a result of this course, I feel confident about tackling unfamiliar problems.

| As a result of this course, I feel confident about tackling unfamiliar problems. | Number of responses |
|--|---------------------|
| 1 | 0 (0.0%) |
| 2 | 0 (0.0%) |
| 3 | 0 (0.0%) |
| 4 | 3 (100.0%) |
| 5 | 0 (0.0%) |
| Total | 3 (100.0%) |



| | Mean | Standard Deviation |
|--|------|--------------------|
| As a result of this course, I feel confident about tackling unfamiliar problems. | 4.0 | 0.0 |